

3Shape Scanner „meets“ KaVo Everest®

3Shape Scanner for KaVo Everest®.



Optimized Impression and
Model Scanning



KaVo. Dental Excellence.

Scanner

3Shape D700 Model Scan:

The innovative and on the market established scan-technology of 3Shape can now be combined with the unique KaVo Everest CAD/CAM system!

The D700 scanner represents the new generation of scan technology and has been optimized for model and impression scanning (additional option). It guarantees best scanning results and sets standards regarding scanning velocity and accuracy. Furthermore the 3Shape Scanner for KaVo Everest offers

application possibilities that allow an improvement in clinical results and higher profitability.

The precise scanning results and the various construction possibilities of the 3Shape Scanner can be realized in its best way with the 5 axis Everest system.

The 3Shape for KaVo Everest scanning features as well as the numerous software functionalities are convincing and offer a lot of highlights.

Features:

- **Scan time (ready STL):**
Single die: 25 sec (35 sec)
3-unit bridge: 100 sec (125 sec)
Full model: 60 sec (75 sec)
- **Accuracy**
< 20 microns, Consistently excellent fit on 14-unit bridges
- **Dual image capture**
2 x cameras, 1 x laser
- **Motion system**
3-axis: rotation, linear motion and tilting
- **Interface:**
USB connection to PC and laptop
- **Output formats:**
STL (open standard) and DCM
- **Standard scan indications**
Dies, short bridges, single unit wax-up, antagonist bites and double scans
- **Dimensions (W x H x D) and weight:**
34 x 29 x 33 cm (14'' x 11'' x 13'') and 14 kg

Additional Option: "Impression Scanning"

From the impression to a digital model!

The 3Shape Scanner for KaVo Everest optionally offers an impression scan function that allows direct digitalization of impressions!

Right after scan process of the impression the CAD-Design can be started, which guarantees a reduction of turnaround time and parallel manufacturing of model, coping and crown.

In this case the Scanner first generates "negative" data which then will be converted into a precise, virtual model.

Highlights:

- **2 cameras + 3-axis**
Required for effective scanning of impressions including anterior teeth
- **Adaptive scanning**
Ensures complete scans resulting in high quality fit and clinical result



Software

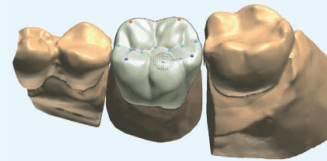
The software Dental Designer 2009 of the 3Shape Scanner for KaVo offers multiple opportunities in constructing dental restorations. Hereby it is possible to cover indications like copings, I-O-V and telescopic crowns.

Based on dental anatomy, these functions offer extensive indications to create highly esthetic and functional restorations.

3Shape Dental Designer 2009

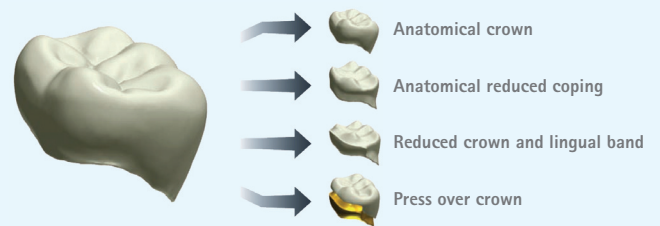
Software for the production of copings and frameworks

- Sculpt toolkits for individual modification (e.g. wax knife + morphing)
- Automatic positioning of design elements
- Easy modification of automatic suggestions
- Virtual tools to optimize of the aesthetics and mechanical nature of the connector design



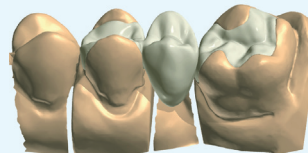
Software for the production of full anatomical crowns

- Automatic initial proposition with consideration of the denture and the surrounding teeth
- Advanced freeform modelling tools
- Tooth libraries with different tooth morphologies
- Easy creation of individual tooth libraries
- Optimal reduction of full anatomical crowns and bridges for an ideal veneering support



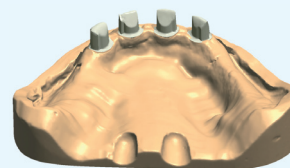
Software for the production of inlays, onlays and veneers

- Automatic initial proposition with adjusted anatomy
- Individualization of different sculpt toolkits possible



Software for the production of telescopic crowns

- For individual designs based on pre-defined geometrical shapes, user-defined angles and a common insertion direction.



Scanning of pre-preparation model and diagnostic wax-up

- Virtual imaging of the pre-preparation and wax models for an optimal construction support



KaVo Everest Portal

3Shape Scanner, Everest Scan II or Everest Scan Pro – all these are able to interact and exchange construction data through the Everest Portal.

The KaVo Everest Portal serves as an exchange platform for multiple scanner and milling partners. Therefore you are able to choose the right milling partner to produce your job as well as using the high variety of the Everest system.



Interested? Ask for our detailed Everest Portal Flyer or visit our homepage under www.kavo-everest.com

Our Hotline will gladly provide further information!
Fon +49 73 51 56-22 00 or -21 00



KaVo. Dental Excellence.